

LEDLUMEN[®]
LED Technologie

Your brightness is our success!

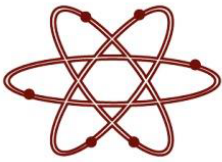
LL-SDX-1600W

SDX-Serie



TECHNISCHE DATEN	
Model	LL-SDX-1600W
LED Quantity	784 PCS (49P2Sx8)
Single LED Working Voltage	DC 23.5-26.5V
LED Consumption	1488W
System Consumption	1600±2W
LED Luminous Efficiency	>165 Lm/W
LED Initial Flux	>245000 Lm
Junction Temperature	≤80°C
Color Temperature	2700K ~ 6500K
Lamp's Luminous Efficiency	≥140 Lm/W
Lumen Maintenance	70% (50.000Hrs)
Color Rendering Index	≥70
Light Distribution	10°, 25°, 60°
Working Temperature	-40°C ~ +60°C
Storage Temperature	-40°C ~ +75°C
Life-span	≥50.000Hrs
Appliance Class	Class I
IP Rating	IP65
Lamp Body Material	Aluminum alloy
Color of the lamp shell	Black
Mounting	Wall mounted
Input Power	1600±2W
Input Voltage/Frequency	100-305VAC, 47-63Hz
Input Current	14.34/115VAC 7.32/230VAC
Output Voltage	DC48V
Output Current	31.0±0.2A
Power Efficiency	≥93% at 230VAC
Power Factor	PF > 0.97/115VAC PF > 0.95/230 VAC





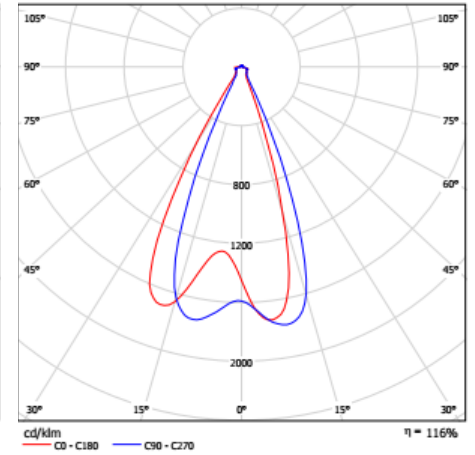
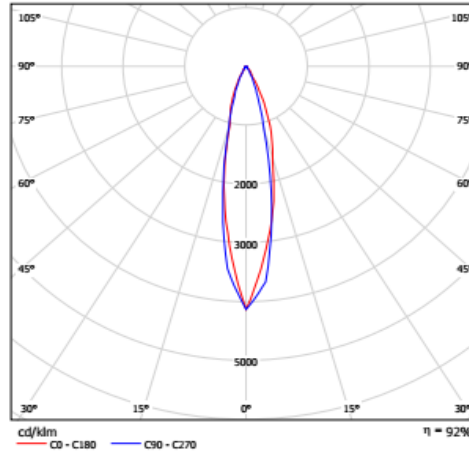
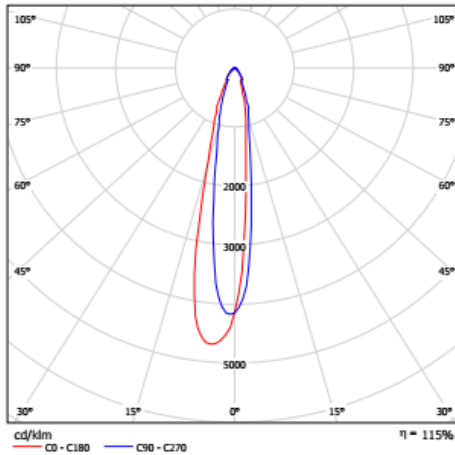
LEDLUMEN[®]
LED Technologie

Your brightness is our success!

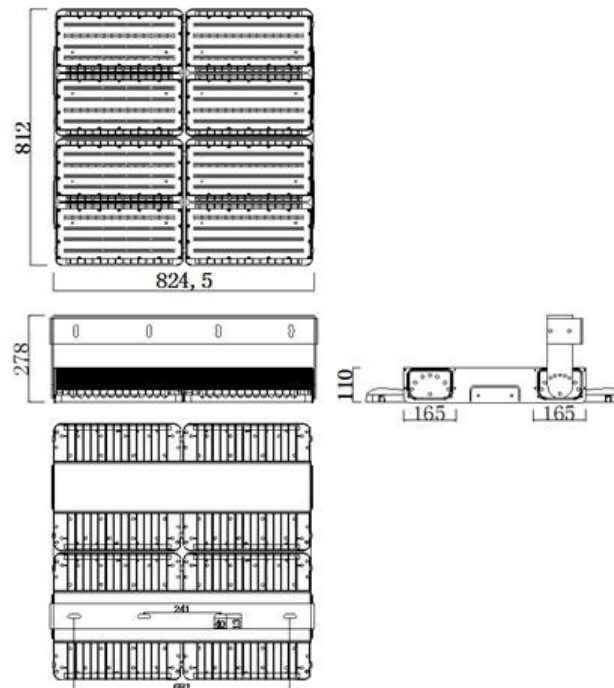
LL-SDX-1600W

SDX-Serie

Lichtparameter



Bemaßung



- Alle Lampen sind mit Meanwell Driver ausgerüstet
- Garantiezeit: 2 Jahre
- Schutzklasse IP65

