

LEDLUMEN[®]
LED Technologie

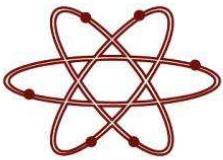
Your brightness is our success!

LL-SLY30-T3-40W



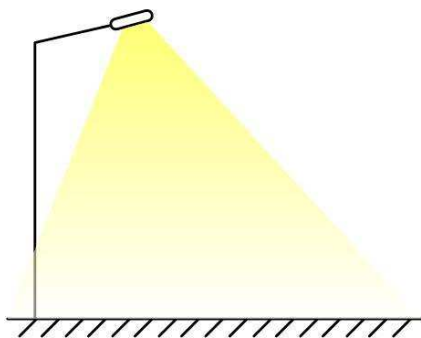
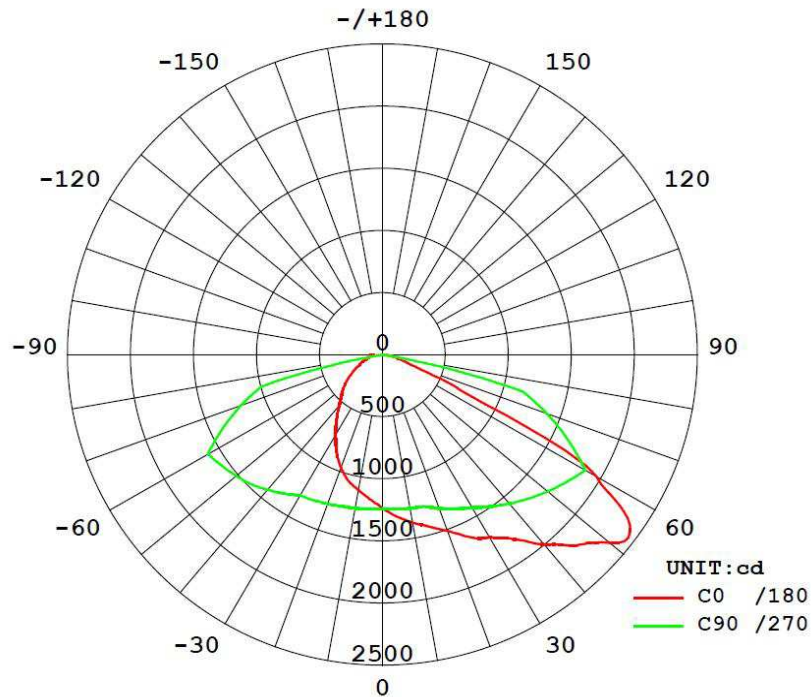
TECHNISCHE DATEN	
Model	LL-SLY30-T3-40W
LED Module Quantity	1PCS(1X22 3535 LED)
LED Consumption	40W
System Consumption	34±2W
LED Luminous Efficiency	110Lm /W
Lamp's Initial Flux	4800Lm
Color Temperature	2200K ~ 8300K
Lamp's Luminous Efficiency	≥90Lm /W
Illumination Uniformity	>0.6
Flux Maintenance	70%(50,000Hrs)
Light Distribution	The asymmetric bat wings
Optical Design	PC plastic LENS
Beam Angle	H 65°,V150°at the beam angle 50%
Driver Working Temperature	-30° ~ +50°
Storage Temperature	-40° ~ +70°
Life-span	50,000Hrs(Note3)
Appliance Class	Class 1
Lamp Material	Aluminum alloy
Color of the lamp shell	White/Gray
Mounting	Pole installation
Input Power Consumption	34±2W
Input Voltage/Frequency	100-277VAC; 50-60Hz
Input Current	0.38A/115VAC 0.19A/230VAC
Output Voltage	DC31±2V
Output Current	1.28±0.1A
Power Efficiency	≥92% at 230VAC
Power Factor	PF>0.98/115VAC PF>0.95/230VAC



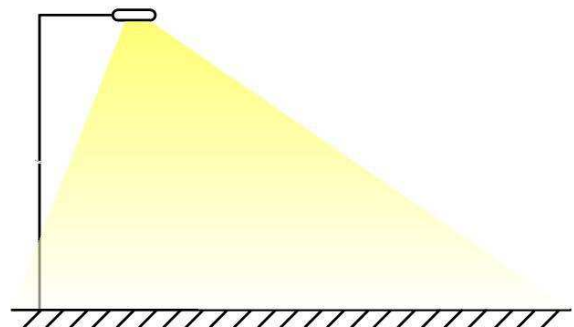


LL-SLY30-T3-40W

Lichtparameter

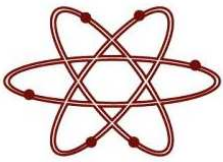


Ordinary: Angle of elevation ≈ 15 DEG



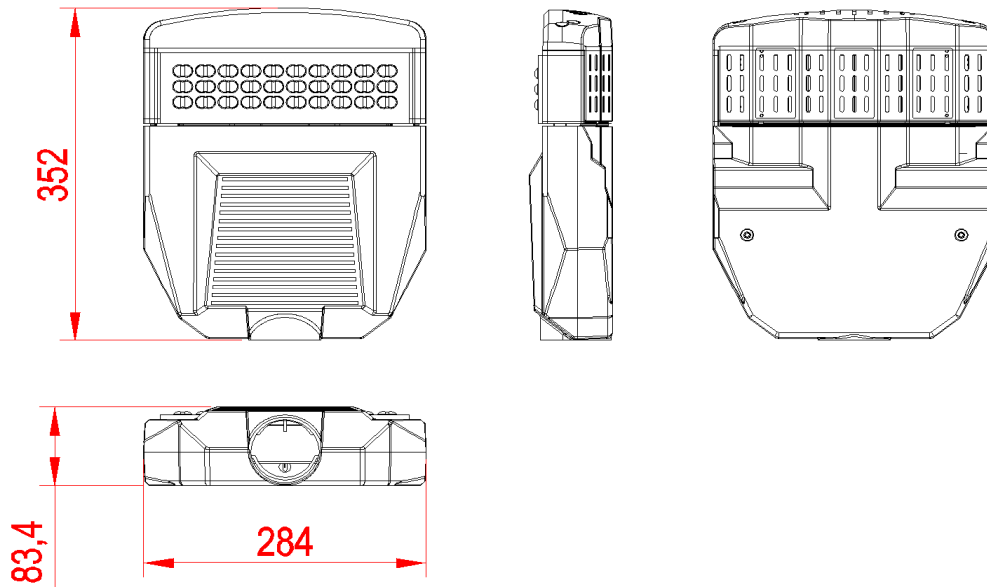
T3: Angle of elevation ≈ 0 DEG





LL-SLY30-T3-40W

Bemaßung



- **Alle Lampen sind mit Meanwell Driver ausgerüstet**
- **Garantiezeit: 5 Jahre**
- **Schutzklasse IP65**

