

**LEDLUMEN**<sup>®</sup>  
LED Technologie

*Your brightness is our success!*

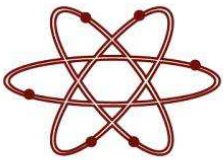
## LL-SLY210-T3-240W



### TECHNISCHE DATEN

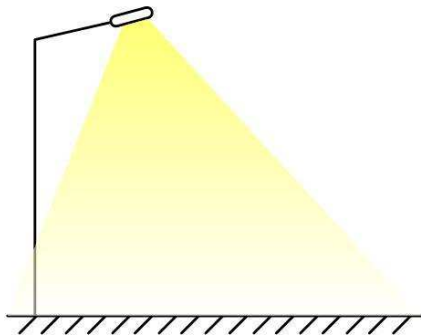
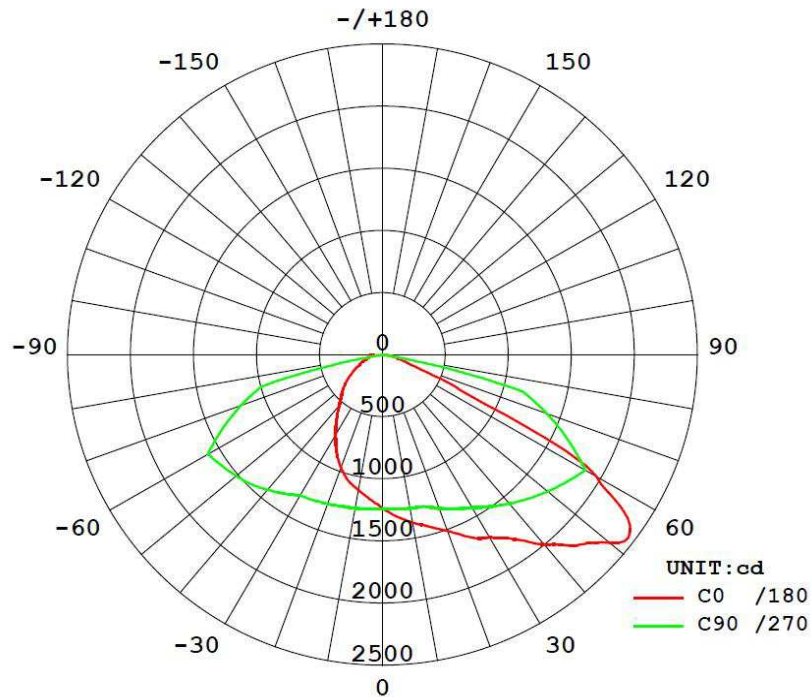
<b>Model</b>	LL-SLY210-T3-240W
<b>LED Module Quantity</b>	7PCS(7X22 3535 LED)
<b>LED Consumption</b>	240W
<b>System Consumption</b>	264±2W
<b>LED Luminous Efficiency</b>	110Lm /W
<b>Lamp's Initial Flux</b>	>30000Lm
<b>Color Temperature</b>	2200K ~ 6500K
<b>Lamp's Luminous Efficiency</b>	90Lm /W
<b>Illumination Uniformity</b>	>0.6
<b>Flux Maintenance</b>	70%(50,000Hrs)
<b>Light Distribution</b>	The asymmetric bat wings
<b>Optical Design</b>	PC plastic LENS
<b>Beam Angle</b>	H 65°,V150°at the beam angle 50%
<b>Driver Working Temperature</b>	-30° ~ +50°
<b>Storage Temperature</b>	-40° ~ +70°
<b>Life-span</b>	50,000Hrs(Note3)
<b>Appliance Class</b>	Class 1
<b>Lamp Material</b>	Aluminum alloy
<b>Color of the lamp shell</b>	White/Gray
<b>Mounting</b>	Pole installation
<b>Input Power Consumption</b>	264±2W
<b>Input Voltage/Frequency</b>	100-277VAC; 50-60Hz
<b>Input Current</b>	2.30A/115VAC 1.15A/230VAC
<b>Output Voltage</b>	DC31±2V
<b>Output Current</b>	7.66±0.1A
<b>Power Efficiency</b>	≥93% at 230VAC
<b>Power Factor</b>	PF>0.98/115VAC PF>0.95/230VAC



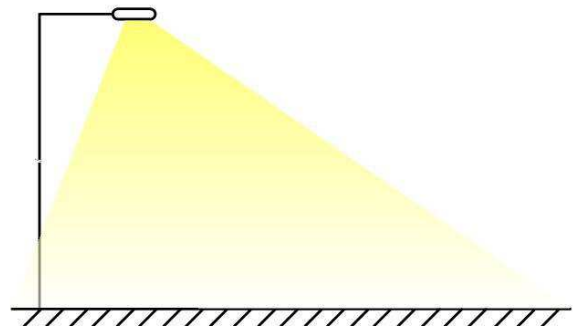


## LL-SLY210-T3-240W

### Lichtparameter

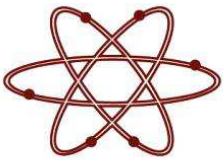


**Ordinary:** Angle of elevation  $\approx 15$  DEG



**T3:** Angle of elevation  $\approx 0$  DEG



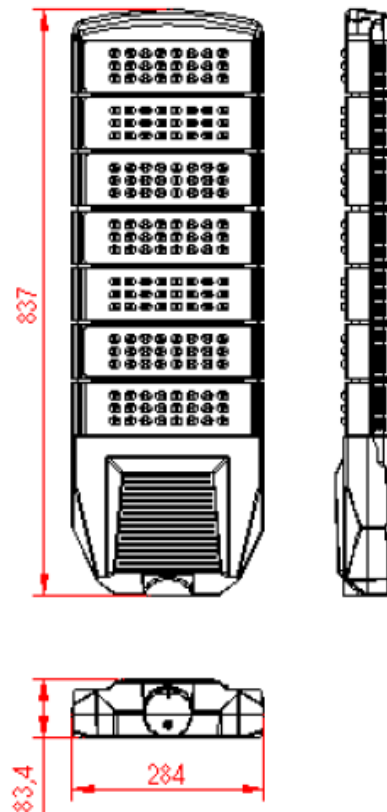


**LEDLUMEN**<sup>®</sup>  
LED Technologie

*Your brightness is our success!*

## LL-SLY210-T3-240W

### Bemaßung



- Alle Lampen sind mit Meanwell Driver ausgerüstet
- Garantiezeit: 5 Jahre
- Schutzklasse IP65

